

# DAYTON AVENUE SHARK BITES

Sharing Small Pieces of Big Moments



## WE ARE MOVING UP...

**Dr. Watkis**

Our students were excited when they came back to school in September and now that we are ending in June there is still a lot of excitement. As we look back and see all the things that we have accomplished June is turning into a month of celebration also. As we approach the finish line, we think about all the many ways our boys and girls have grown as athletes, historians, mathematicians, musicians, readers, scientists and writers. They've also grown socially and emotionally and are still being encouraged to grow as leaders. Our students are ready to share their accomplishments with families on our Leadership Days. Then, in just a few days, our students in grades three through five will move up to the next grade and our sixth graders will move up to the Junior/Senior High. Let us all celebrate their individual growth!

Throughout this school year, I shared some small pieces of our big moments in our monthly newsletter and in tweets. Thank you for taking some time to read each newsletter and for following us on Twitter @esm\_csd. I look forward to sharing with you again next school year!

**SNEAK PEEK OF WHAT'S  
INSIDE:**

**SEL and PBIS - 2**

**Celebrations - 3**

**Nurse's Chat - 6**

**Upcoming Dates and  
Reminders - 7**

# SOCIAL EMOTIONAL LEARNING AND PBIS

## Leader in Me

This year, we continued our journey with the Leader in Me program. During this year, our classrooms changed to reflect that our students were capable of being leaders. Leadership roles were introduced and students applied for jobs. As teams, they worked together to be successful with the job they were selected for.

Our students also began setting personal goals and reflecting routinely to self assess. We worked with students to foster the seven habits taught in previous years and added in habit 8 this year. As a school, we acknowledge the growth that we made and look forward to growing more next year. Here's a recap of the Habits that we have covered.

### Start with you...

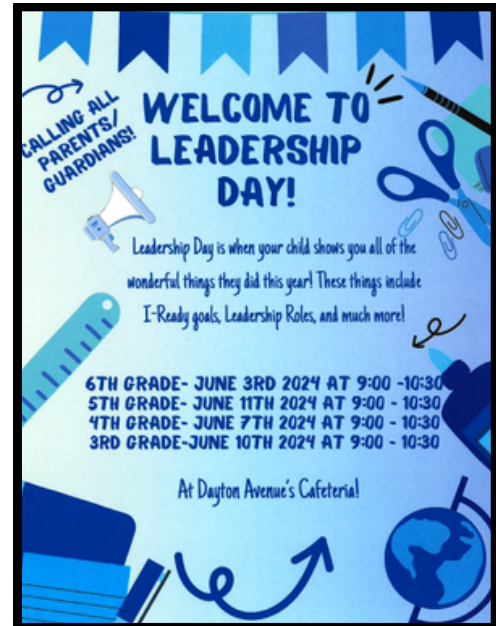
- Habit 1 - Be Proactive (You're in Charge)
- Habit 2 - Begin With The End In Mind (Have a Plan)
- Habit 3 - Put First Things First (Work First, Then Play)

### Then play well with others...

- Habit 4 - Think Win Win
- Habit 5 - Seek First To Understand,  
Then To Be Understood
- Habit 6 - Synergize (Together is Better)



### And don't forget to take care of yourself!

- Habit 7 - Sharpen the Saw
- Habit 8 - Find Your Voice



Students in Mr. Weiss' and Ms. Savino's class met with students in Ms. McGinness' and Orlando's class for a writing lesson.

Team Weivino and McLando put some habits to work in ELA and were synergizing and finding their voice. The 5th graders helped the 4th graders form a claim and provide supporting details as they wrapped up their American Revolution. The 5th graders also read the 4th graders their Argument and Advocacy essay about whether or not chocolate milk should or shouldn't be in schools.






# CELEBRATIONS


## 3rd Grade

Third grade scientists have been observing metamorphosis, the life cycles of a butterfly. Students are demonstrating their knowledge and have used Canva to explain the process. Now, they are counting down the days until they can release them into our butterfly garden here at Dayton.



## 4th Grade

In 4th-grade, the spirited pursuit of historical knowledge came alive through a fascinating project on the American Revolution. With enthusiasm, students delved into the past, using a variety of resources from books to websites, mining for insights about a pivotal figure of that era. Armed with newfound knowledge, each student meticulously crafted a captivating biography, with pictures and timelines, to illuminate the lives of their chosen historical figure. Creativity flourished as "Bottle Buddies", charming replicas of these luminaries, materialized, adding a tactile dimension to their exploration of history. Mrs. McGuire's class is not just a room; it's a time machine, propelling young minds into the heart of America's founding story!



## 5th Grade

Our 5th grade had a wonderful time exploring Holtsville Ecology Center. It was a great experience that allowed students to learn about wildlife rescue and prompt them to think about how we can help our living environment.



# CELEBRATIONS


## 6th Grade

The visit to the Junior/Senior High school was an “awesome” experience. Students got off the buses and were divided up into groups. Each group participated in activities that would help them understand what a day in the Junior/Senior High school would look like. Student ambassadors led our students in activities. Our students walked in feeling a little timid, but they left feeling a bit more ready to take the next step in their educational journey.



## Library

The students have been busy creating “InstaEvents” inspired by stories they have read or are currently reading, connecting with literature in a modern and engaging way using the popular format of Instagram posts. For this project, each student selected a significant event from the story they read, drew a picture to represent it, wrote a caption, included a relevant hashtag, and featured two characters from the book. This activity aimed to enhance their understanding and appreciation of the story while encouraging creativity and digital literacy. Students also created an Instagram handle. By identifying key events and their significance, expressing their interpretations through drawings and creative writing, and simulating Instagram posts, students learned about responsible and effective communication in digital formats. #FunInLibrary!





# CELEBRATIONS

## Music

### Band Musicians of the month

4th grade: Skylar Porter

5th grade: Darren Kenneally

6th grade: Emalee Gabrielli

### Orchestra Musicians of the month:

4th grade: Aria Wood

5th grade: Alessandra Valentim

6th grade: Emily Wu




### Chorus Musicians of the month:

3rd grade : Cadence Stuckey

4th grade: Xavier Howard

5th grade: Mackenna Tria

6th grade: Anthony Zamboli



**Congratulations to all students who participated in musical festivals. Keep on making music!**

### HMEA

#### Band

Raegan Curtin

Anna Conrad

#### Chorus

Emma Martinez

Devyn Golden

Jenna Hardina

Jack Rivera

Emma Rivera

Ashlynn Goldhammer

Giana Baldwin

Sophia Mazzochi

#### Orchestra

Lily Allo

Aria Wood

Robert LoDestro

Eirinn Flynn

Delaney Dell'Isola

Alessandra Valentim

Nichole Lema

Ellie Aviles

### NYSSMA

#### Band

Raegan Curtin

Anna Conrad

Sophia Diaz

Erin Kreuter

Emma Martinez

Addison Lanza

Mackenna Tria

Alex Martinez

Lucas Lohman

#### Chorus

Michael Cutrone

Julia Mazovec

Liam Penkower

Michael Heaney

Ashlynn Goldhammer

Isabella Lamare

Sophia Mazzochi

Emma Rivera

Emma Martinez

Jack Rivera

Devyn Golden

### NYSSMA

#### Chorus Cont'd

Giana Baldwin

Jenna Hardina

Avery Tepper

Courtney Dietz

Olivia Luck

Mackenna Tria

### SCMEA

#### Band

Raegan Curtin

#### Chorus

Avery Tepper

Courtney Dietz

Jack Rivera

Emma Martinez

Devyn Golden

Jenna Hardina

#### Orchestra

Ellie Aviles

# STAYING HEALTHY CHAT WITH NURSE GROSSKOPF

## Ticks and Lyme Disease **WHAT ARE TICKS?**

A tick is a parasitic arachnid. They live on hosts- such as a human or dog.  
The deer tick is the size of a sesame seed and can cause Lyme disease.  
The dog tick is twice as large as a deer tick and in rare cases can cause Rocky Mountain Spotted Fever.  
The lone star tick can cause alpha-gal syndrome, a food allergy to red meat.



### HOW TO REMOVE A TICK

Do not burn, smother or agitate it  
Grasp it with strong tweezers from the base of the head and as close to the skin as possible and gently pull it out.

Do not twist or bend it

Clean the area with rubbing alcohol  
If the head stays in the skin it should naturally come out within 48 hours - if it does not or if you see signs of infection call the pediatrician

### Prevention

Examine your body daily before you put your pajamas on - ticks need to stay attached for over 24 hours to transmit disease- so early removal is crucial



### When To Worry

If you develop a bulls eye rash or any flu-like symptoms in the next 2-4 weeks please notify the doctor. Chills, fever, headache and joint pains can be a symptom of Lyme's Disease. Lyme disease is treated with oral antibiotic.

For more information :

<https://www.health.ny.gov>

# UPCOMING DATES



- June 3 - 6th Grade Leadership Day**
- June 4 - Field Day (3rd and 4th Grade)**
- June 6 - Field Day (5th and 6th Grade)**
- June 7 - 4th Grade Leadership Day**
- June 10 - 3rd Grade Leadership Day**
- June 11 - 5th Grade Leadership Day**
- June 14 - Flag Day Celebration**
- June 19 - Schools and Offices are Closed  
(Juneteenth Observed)**
- June 21 - 6th Grade Moving Up**
- June 24-26 - Early Dismissal**
- June 26 - Last Day of School**

## REMINDERS

We go outside whenever possible. Students should dress for the varied temperatures during the spring season. Students should bring a sweatshirt to school. We will keep on moving and enjoying outdoor recess and gym.

Remember to check the lost and found in the cafeteria for missing winter jackets, hats, gloves or other items.

### Chromebooks

- Charge them every night.
- Bring them to school every day.
- Leave chargers at home.



### Student Dropoff

- Students may be dropped off beginning at 8:15am.
- Students attending extra help on the day assigned by their teachers may be dropped off at 8am.
- If dropping off after our staff is no longer outside, please do not drive away until your child enters the building.

### Student Pickup

Students being picked up are dismissed from the cafeteria entrance. Please park in the administrative lot on the west side of the building. We begin dismissing students being picked up at 2:46. Please send in a note if your child will be picked up at dismissal. Be sure to include the full name of the person picking up and that person should be prepared to show their license. All students must be picked up by 2:53.

